

**Introduction to Software Testing**  
**Chapter 2.3**  
**Graph Coverage for Source Code**

**Paul Ammann & Jeff Offutt**

[www.introsoftwaretesting.com](http://www.introsoftwaretesting.com)

# Overview

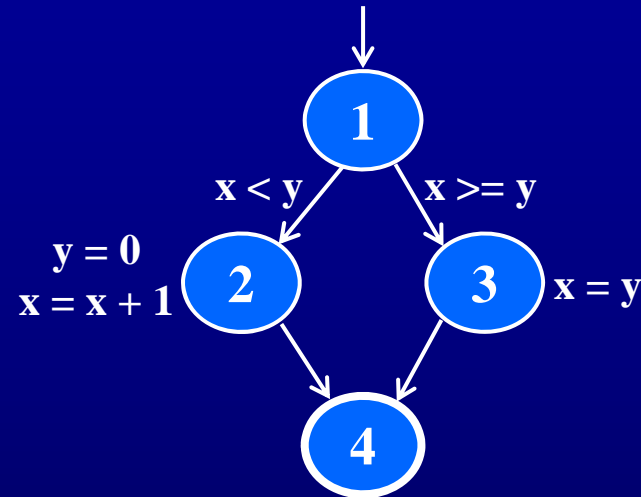
- The most common application of graph criteria is to program source
- **Graph** : Usually the control flow graph (CFG)
- **Node coverage** : Execute every statement
- **Edge coverage** : Execute every branch
- **Loops** : Looping structures such as for loops, while loops, etc.
- **Data flow coverage** : Augment the CFG
  - defs are statements that assign values to variables
  - uses are statements that use variables

# Control Flow Graphs

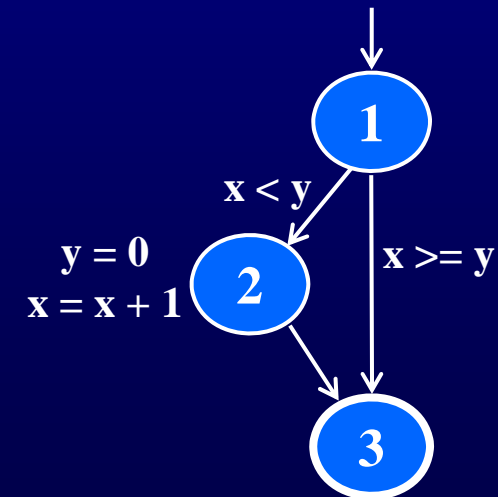
- A CFG models all executions of a method by describing control structures
- **Nodes** : Statements or sequences of statements (basic blocks)
- **Edges** : Transfers of control
- **Basic Block** : A sequence of statements such that if the first statement is executed, all statements will be (no branches)
  
- CFGs are sometimes annotated with extra information
  - branch predicates
  - defs
  - uses
- Rules for translating statements into graphs ...

# CFG : The if Statement

```
if (x < y)
{
  y = 0;
  x = x + 1;
}
else
{
  x = y;
}
```

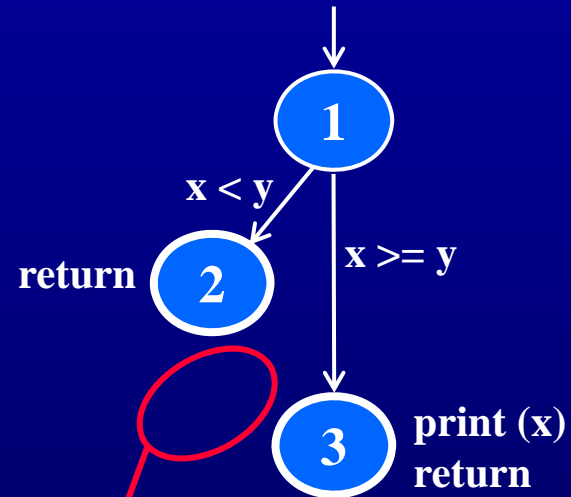


```
if (x < y)
{
  y = 0;
  x = x + 1;
}
```



# CFG : The if-Return Statement

```
if (x < y)
{
  return;
}
print (x);
return;
```



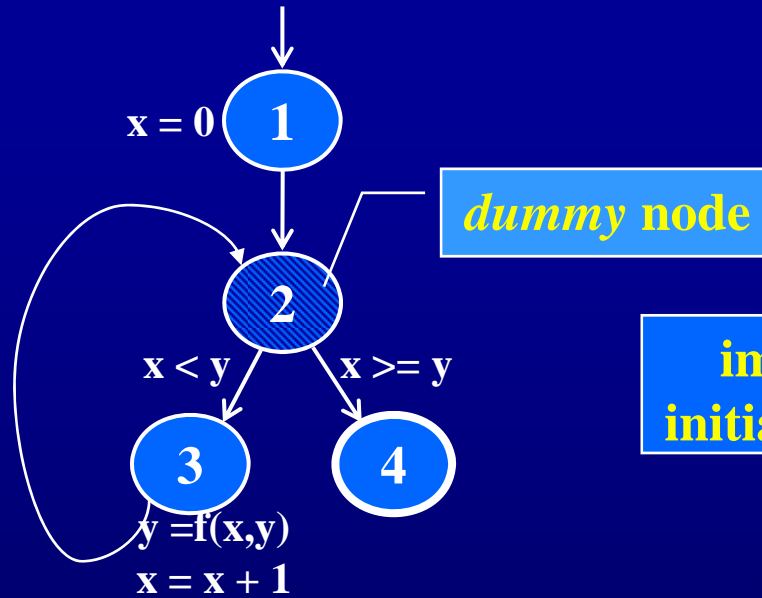
**No edge from node 2 to 3.  
The return nodes must be distinct.**

# Loops

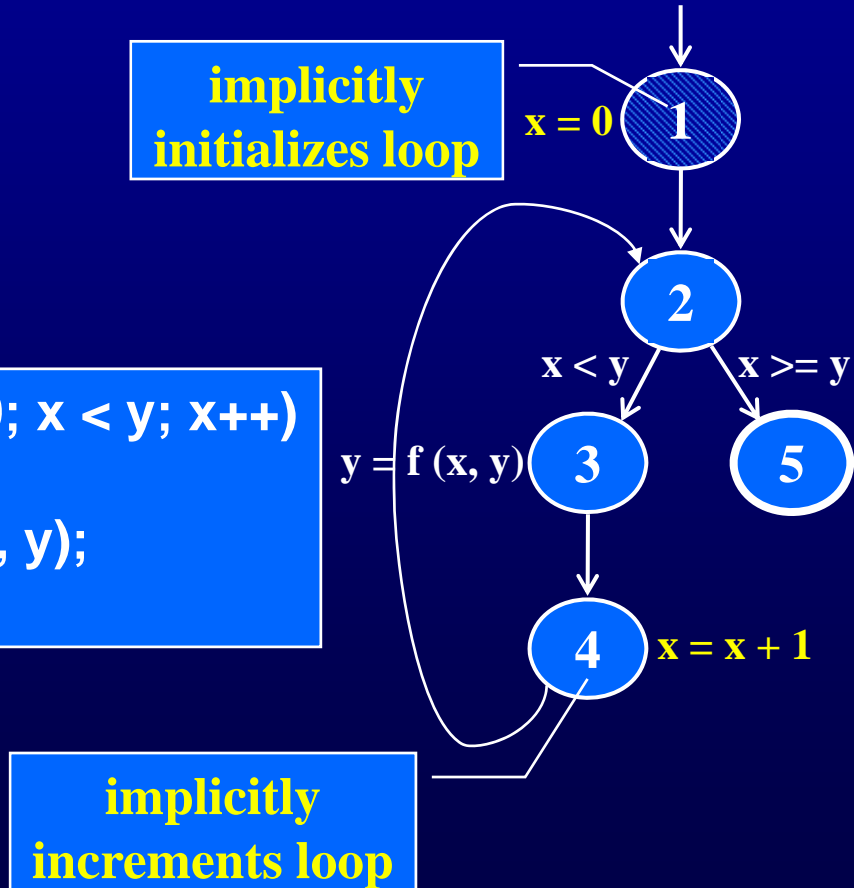
- Loops require “*extra*” nodes to be added
- Nodes that do not represent statements or basic blocks

# CFG : while and for Loops

```
x = 0;  
while (x < y)  
{  
  y = f (x, y);  
  x = x + 1;  
}
```

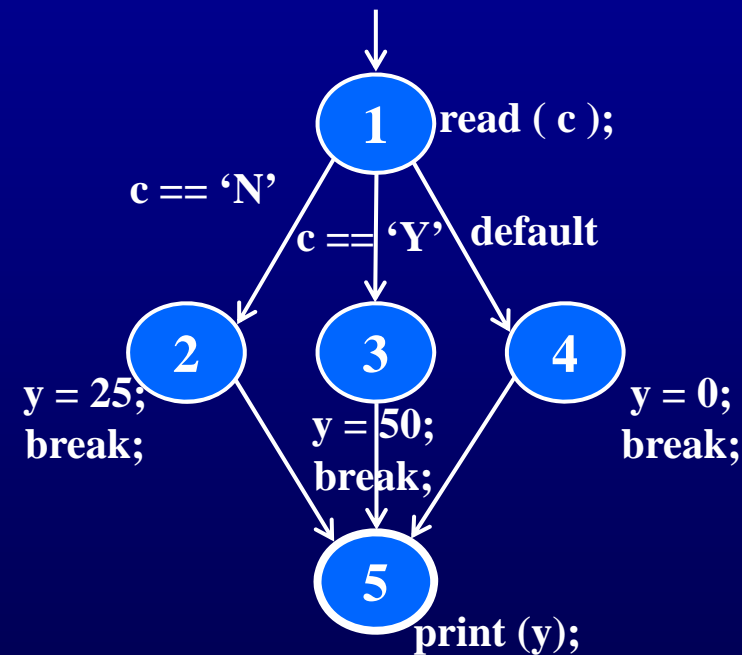


```
for (x = 0; x < y; x++)  
{  
  y = f (x, y);  
}
```



# CFG : The case (switch) Structure

```
read ( c ) ;  
switch ( c )  
{  
  case 'N':  
    y = 25;  
    break;  
  case 'Y':  
    y = 50;  
    break;  
  default:  
    y = 0;  
    break;  
}  
print ( y );
```





# Example Control Flow – Stats

```
public static void computeStats (int [ ] numbers)
{
    int length = numbers.length;
    double med, var, sd, mean, sum, varsum;

    sum = 0;
    for (int i = 0; i < length; i++)
    {
        sum += numbers [ i ];
    }
    med = numbers [ length / 2 ];
    mean = sum / (double) length;

    varsum = 0;
    for (int i = 0; i < length; i++)
    {
        varsum = varsum + ((numbers [ i ] - mean) * (numbers [ i ] - mean));
    }
    var = varsum / ( length - 1.0 );
    sd = Math.sqrt ( var );

    System.out.println ("length:          " + length);
    System.out.println ("mean:          " + mean);
    System.out.println ("median:        " + med);
    System.out.println ("variance:      " + var);
    System.out.println ("standard deviation: " + sd);
}
```

# Control Flow Graph for Stats

```
public static void computeStats (int [ ] numbers)
```

```
{
  int length = numbers.length;
  double med, var, sd, mean, sum, varsum;
```

```
  sum = 0;
```

```
  for (int i = 0; i < length; i++)
```

```
  {
    sum += numbers [ i ];
```

```
  }
  med = numbers [ length / 2 ];
  mean = sum / (double) length;
```

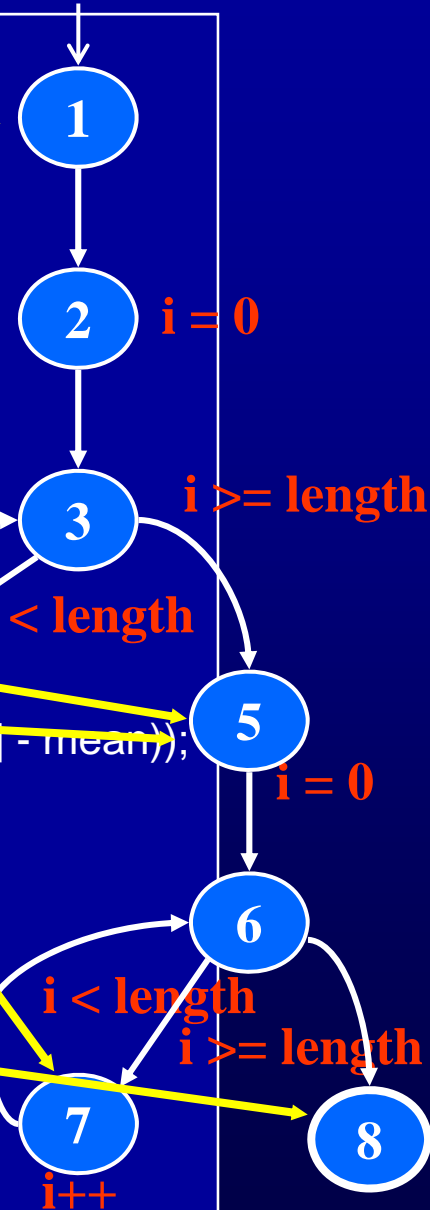
```
  varsum = 0;
```

```
  for (int i = 0; i < length; i++)
```

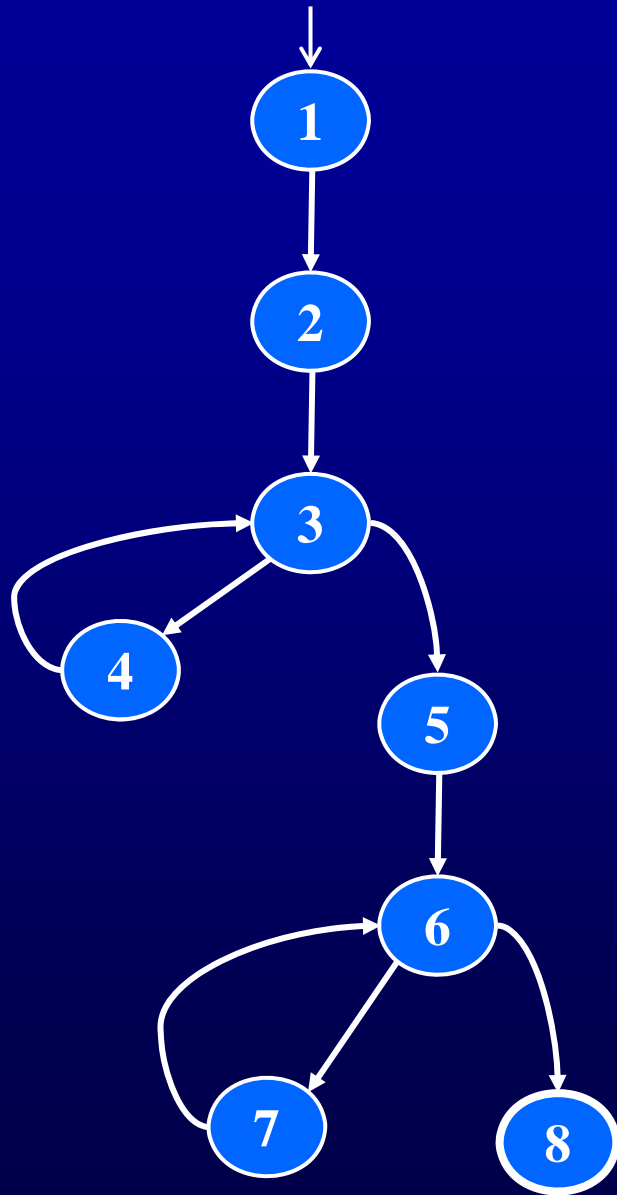
```
  {
    varsum = varsum + ((numbers [ i ] - mean) * (numbers [ i ] - mean));
```

```
  }
  var = varsum / ( length - 1.0 );
  sd = Math.sqrt ( var );
```

```
  System.out.println ("length: " + length);
  System.out.println ("mean: " + mean);
  System.out.println ("median: " + med);
  System.out.println ("variance: " + var);
  System.out.println ("standard deviation: " + sd);
}
```

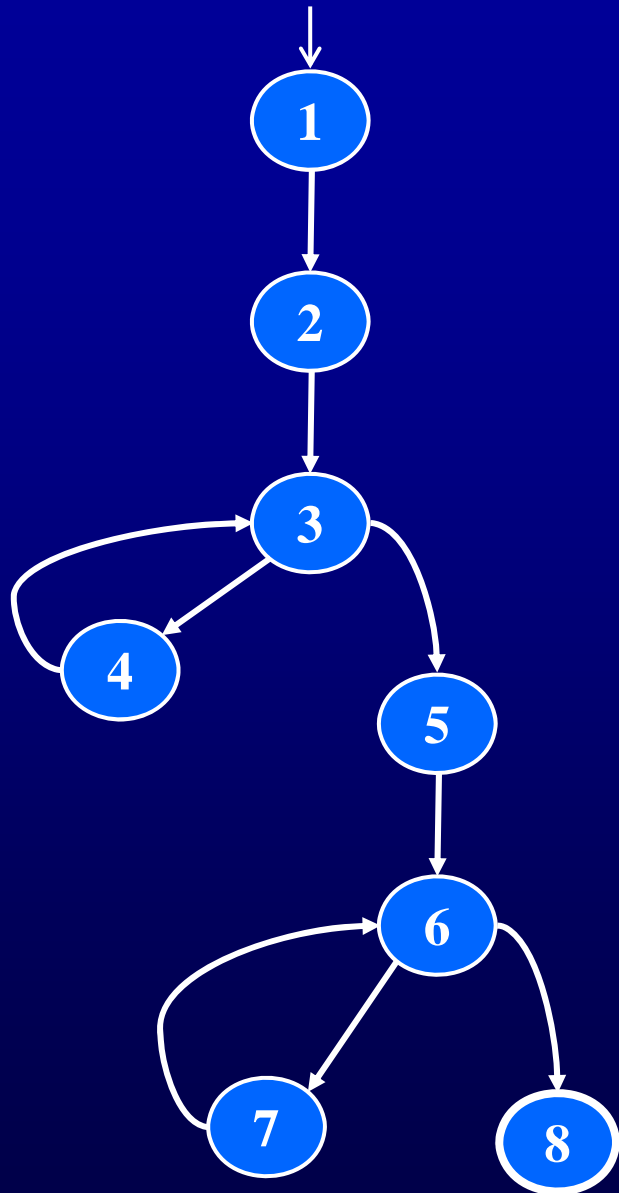


# Control Flow TRs and Test Paths – EC



Edge Coverage	
TR	Test Path
A. [ 1, 2 ]	[ 1, 2, 3, 4, 3, 5, 6, 7, 6, 8 ]
B. [ 2, 3 ]	
C. [ 3, 4 ]	
D. [ 3, 5 ]	
E. [ 4, 3 ]	
F. [ 5, 6 ]	
G. [ 6, 7 ]	
H. [ 6, 8 ]	
I. [ 7, 6 ]	

# Control Flow TRs and Test Paths – EPC

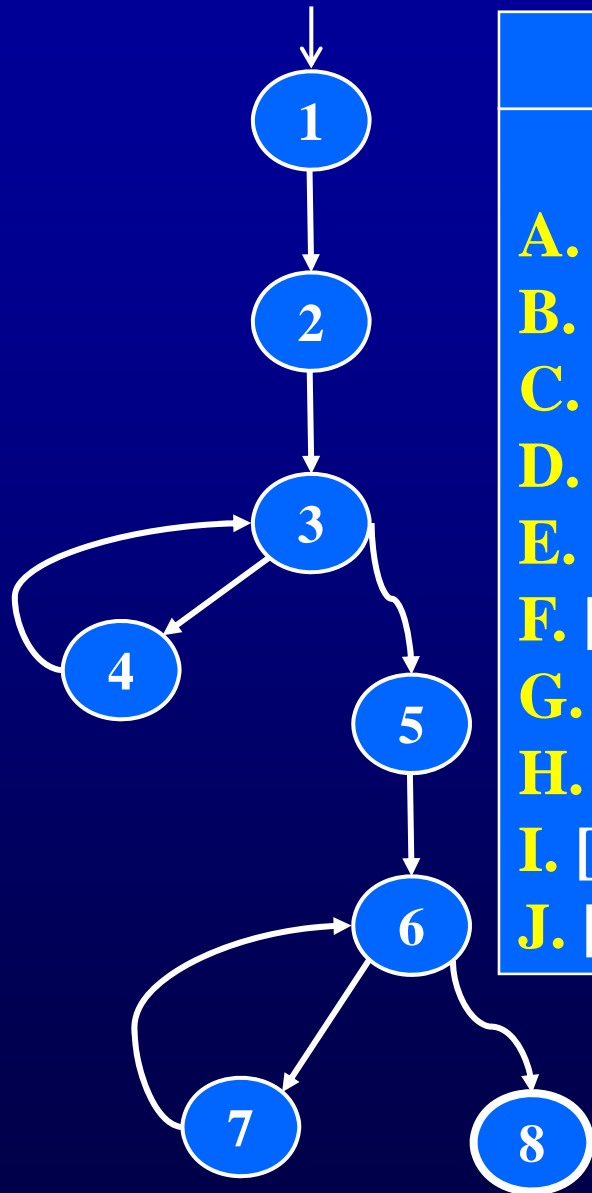


Edge-Pair Coverage	
TR	Test Paths
<b>A.</b> [ 1, 2, 3 ]	<b>i.</b> [ 1, 2, 3, 4, 3, 5, 6, 7, 6, 8 ]
<b>B.</b> [ 2, 3, 4 ]	<b>ii.</b> [ 1, 2, 3, 5, 6, 8 ]
<b>C.</b> [ 2, 3, 5 ]	<b>iii.</b> [ 1, 2, 3, 4, 3, 4, 3, 5, 6, 7, 6, 7, 6, 8 ]
<b>D.</b> [ 3, 4, 3 ]	
<b>E.</b> [ 3, 5, 6 ]	
<b>F.</b> [ 4, 3, 5 ]	
<b>G.</b> [ 5, 6, 7 ]	
<b>H.</b> [ 5, 6, 8 ]	
<b>I.</b> [ 6, 7, 6 ]	
<b>J.</b> [ 7, 6, 8 ]	
<b>K.</b> [ 4, 3, 4 ]	
<b>L.</b> [ 7, 6, 7 ]	

TP	TRs toured	sidetrips
i	A, B, D, E, F, G, I, J	C, H
ii	A, C, E, H	
iii	A, B, D, E, F, G, I, J, K, L	C, H

# Control Flow TRs and Test Paths – PPC



## Prime Path Coverage

### TR

- A.** [ 3, 4, 3 ]
- B.** [ 4, 3, 4 ]
- C.** [ 7, 6, 7 ]
- D.** [ 7, 6, 8 ]
- E.** [ 6, 7, 6 ]
- F.** [ 1, 2, 3, 4 ]
- G.** [ 4, 3, 5, 6, 7 ]
- H.** [ 4, 3, 5, 6, 8 ]
- I.** [ 1, 2, 3, 5, 6, 7 ]
- J.** [ 1, 2, 3, 5, 6, 8 ]

### Test Paths

- i.** [ 1, 2, 3, 4, 3, 5, 6, 7, 6, 8 ]
- ii.** [ 1, 2, 3, 4, 3, 4, 3, 5, 6, 7, 6, 7, 6, 8 ]
- iii.** [ 1, 2, 3, 4, 3, 5, 6, 8 ]
- iv.** [ 1, 2, 3, 5, 6, 7, 6, 8 ]
- v.** [ 1, 2, 3, 5, 6, 8 ]

TP	TRs toured	<i>sidetrips</i>
i	A, D, E, F, G	H, I, J
ii	A, <b>B</b> , <b>C</b> , D, E, F, G,	H, I, J
iii	A, F, <b>H</b>	J
iv	D, E, F, <b>I</b>	J
v	<b>J</b>	

# Data Flow Coverage for Source

- **def** : a location where a value is stored into memory
  - x appears on the left side of an assignment (`x = 44;`)
  - x is an actual parameter in a call and the method changes its value
  - x is a formal parameter of a method (implicit def when method starts)
  - x is an input to a program
- **use** : a location where variable's value is accessed
  - x appears on the right side of an assignment
  - x appears in a conditional test
  - x is an actual parameter to a method
  - x is an output of the program
  - x is an output of a method in a return statement
- If a def and a use appear on the same node, then it is only a DU-pair if the def occurs after the use and the node is in a loop

# Example Data Flow – Stats

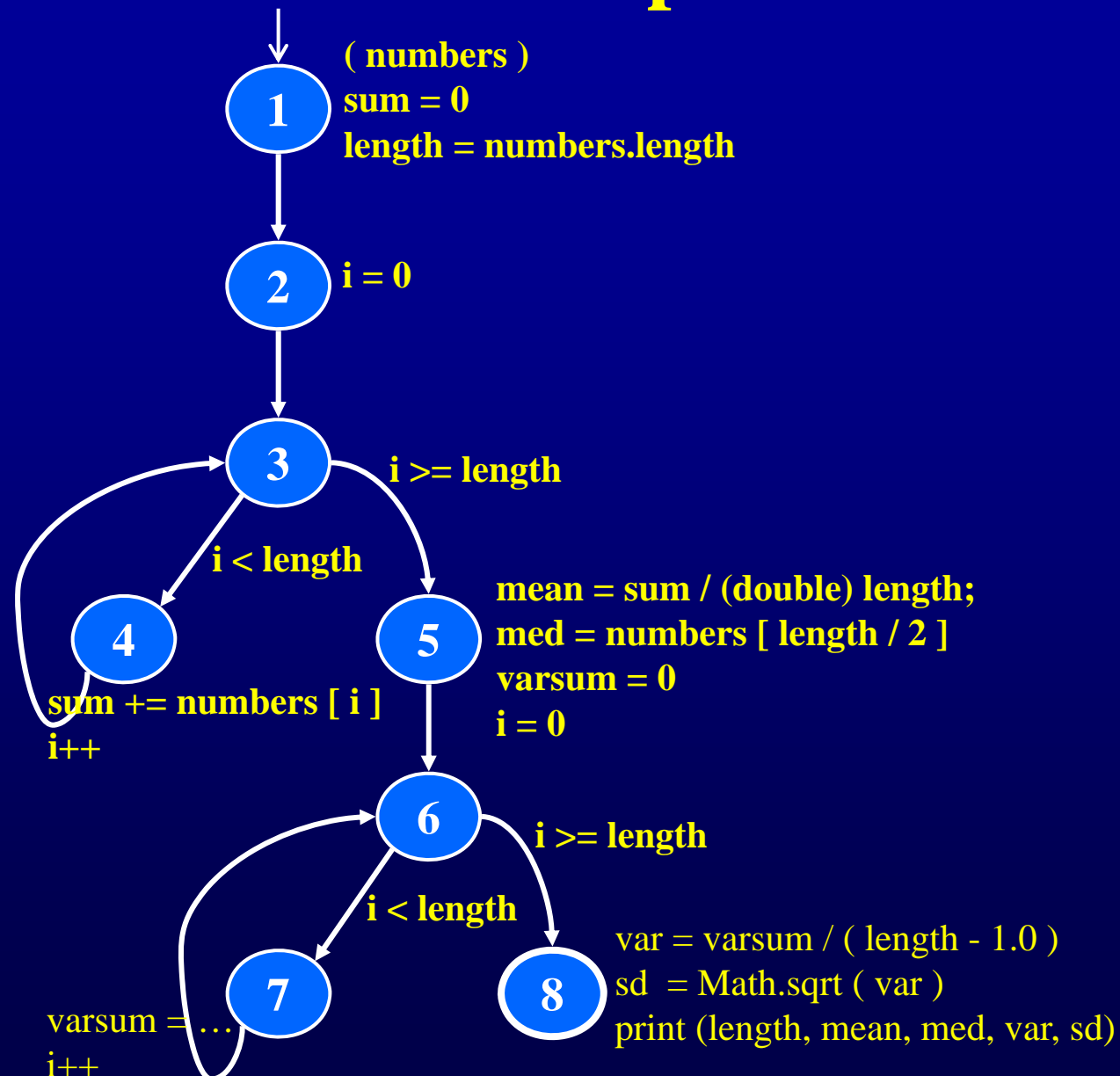
```
public static void computeStats (int [ ] numbers)
{
    int length = numbers.length;
    double med, var, sd, mean, sum, varsum;

    sum = 0;
    for (int i = 0; i < length; i++)
    {
        sum += numbers [ i ];
    }
    mean = sum / (double) length;
    med  = numbers [ length / 2 ];

    varsum = 0;
    for (int i = 0; i < length; i++)
    {
        varsum = varsum + ((numbers [ i ] - mean) * (numbers [ i ] - mean));
    }
    var = varsum / ( length - 1.0 );
    sd  = Math.sqrt ( var );

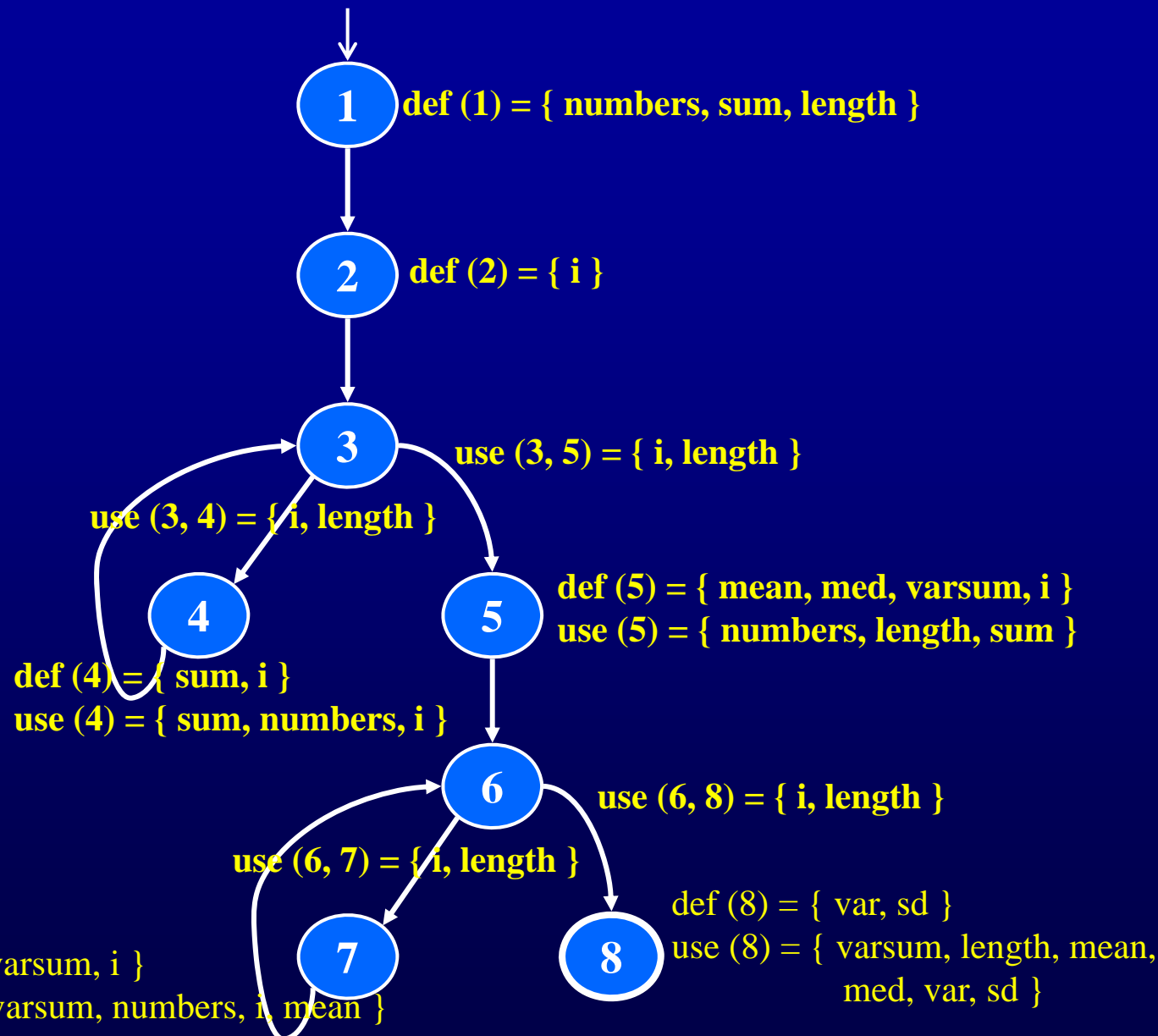
    System.out.println ("length:           " + length);
    System.out.println ("mean:           " + mean);
    System.out.println ("median:         " + med);
    System.out.println ("variance:       " + var);
    System.out.println ("standard deviation: " + sd);
}
```

# Control Flow Graph for Stats





# CFG for Stats – With Defs & Uses



# Defs and Uses Tables for Stats

Node	Def	Use
1	{ numbers, sum, length }	
2	{ i }	
3		
4	{ sum, i }	{ numbers, i, sum }
5	{ mean, med, varsum, i }	{ numbers, length, sum }
6		
7	{ varsum, i }	{ varsum, numbers, i, mean }
8	{ var, sd }	{ varsum, length, var, mean, med, var, sd }

Edge	Use
(1, 2)	
(2, 3)	
(3, 4)	{ i, length }
(4, 3)	
(3, 5)	{ i, length }
(5, 6)	
(6, 7)	{ i, length }
(7, 6)	
(6, 8)	{ i, length }

# DU Pairs for Stats

variable	DU Pairs
numbers	(1, 4) (1, 5) (1, 7)
length	(1, 5) (1, 8) (1, (3,4)) (1, (3,5)) (1, (6,7)) (1, (6,8))
med	(5, 8)
var	(8, 8)
sd	(8, 8)
mean	(5, 7) (5, 8)
sum	(1, 4) (1, 5) (4, 4) (4, 5)
varsum	(5, 7) (5, 8) (7, 7) (7, 8)
i	(2, 4) (2, (3,4)) (2, (3,5)) <del>(2, 7) (2, (6,7)) (2, (6,8))</del> (4, 4) (4, (3,4)) (4, (3,5)) <del>(4, 7) (4, (6,7)) (4, (6,8))</del> (5, 7) (5, (6,7)) (5, (6,8)) (7, 7) (7, (6,7)) (7, (6,8))

defs come before uses, do not count as DU pairs

defs after use in loop, these are valid DU pairs

No def-clear path ... different scope for i

No path through graph from nodes 5 and 7 to 4 or 3

# DU Paths for Stats

variable	DU Pairs	DU Paths
numbers	(1, 4)	[ 1, 2, 3, 4 ]
	(1, 5)	[ 1, 2, 3, 5 ]
	(1, 7)	[ 1, 2, 3, 5, 6, 7 ]
length	(1, 5)	[ 1, 2, 3, 5 ]
	(1, 8)	[ 1, 2, 3, 5, 6, 8 ]
	(1, (3,4))	[ 1, 2, 3, 4 ]
	(1, (3,5))	[ 1, 2, 3, 5 ]
	(1, (6,7))	[ 1, 2, 3, 5, 6, 7 ]
	(1, (6,8))	[ 1, 2, 3, 5, 6, 8 ]
med	(5, 8)	[ 5, 6, 8 ]
var	(8, 8)	<i>No path needed</i>
sd	(8, 8)	<i>No path needed</i>
sum	(1, 4)	[ 1, 2, 3, 4 ]
	(1, 5)	[ 1, 2, 3, 5 ]
	(4, 4)	[ 4, 3, 4 ]
	(4, 5)	[ 4, 3, 5 ]

variable	DU Pairs	DU Paths
mean	(5, 7)	[ 5, 6, 7 ]
	(5, 8)	[ 5, 6, 8 ]
varsum	(5, 7)	[ 5, 6, 7 ]
	(5, 8)	[ 5, 6, 8 ]
	(7, 7)	[ 7, 6, 7 ]
	(7, 8)	[ 7, 6, 8 ]
i	(2, 4)	[ 2, 3, 4 ]
	(2, (3,4))	[ 2, 3, 4 ]
	(2, (3,5))	[ 2, 3, 5 ]
	(4, 4)	[ 4, 3, 4 ]
	(4, (3,4))	[ 4, 3, 4 ]
	(4, (3,5))	[ 4, 3, 5 ]
	(5, 7)	[ 5, 6, 7 ]
	(5, (6,7))	[ 5, 6, 7 ]
	(5, (6,8))	[ 5, 6, 8 ]
	(7, 7)	[ 7, 6, 7 ]
(7, (6,7))	[ 7, 6, 7 ]	
(7, (6,8))	[ 7, 6, 8 ]	

# DU Paths for Stats – No Duplicates

There are 38 DU paths for Stats, but only 12 unique

★ [ 1, 2, 3, 4 ]	[ 4, 3, 4 ] ☀
★ [ 1, 2, 3, 5 ]	[ 4, 3, 5 ] ✨
★ [ 1, 2, 3, 5, 6, 7 ]	[ 5, 6, 7 ] ✨
★ [ 1, 2, 3, 5, 6, 8 ]	[ 5, 6, 8 ] ✨
★ [ 2, 3, 4 ]	[ 7, 6, 7 ] ☀
★ [ 2, 3, 5 ]	[ 7, 6, 8 ] ✨

★ 4 expect a loop not to be “entered”

★ 6 require at least one iteration of a loop

☀ 2 require at least two iteration of a loop

# Test Cases and Test Paths

**Test Case :** numbers = (44) ; length = 1

**Test Path :** [ 1, 2, 3, 4, 3, 5, 6, 7, 6, 8 ]

**Additional DU Paths covered (no sidetrips)**

[ 1, 2, 3, 4 ] [ 2, 3, 4 ] [ 4, 3, 5 ] [ 5, 6, 7 ] [ 7, 6, 8 ]

*The five stars ✨ that require at least one iteration of a loop*

**Test Case :** numbers = (2, 10, 15) ; length = 3

**Test Path :** [ 1, 2, 3, 4, 3, 4, 3, 4, 3, 5, 6, 7, 6, 7, 6, 7, 6, 8 ]

**DU Paths covered (no sidetrips)**

[ 4, 3, 4 ] [ 7, 6, 7 ]

*The two stars ✨ that require at least two iterations of a loop*

**Other DU paths ✨ require arrays with length 0 to skip loops  
But the method fails with divide by zero on the statement ...**

**mean = sum / (double) length;**

**A fault was  
found**

# Summary

- Applying the graph test criteria to **control flow graphs** is relatively straightforward
  - Most of the developmental **research** work was done with CFGs
- A few **subtle decisions** must be made to translate control structures into the graph
- Some tools will assign each statement to a **unique node**
  - These slides and the book uses **basic blocks**
  - Coverage is the same, although the **bookkeeping** will differ