

# C Bounded Model Checker

- Targeting arbitrary ANSI-C programs
  - Bit vector operators (  $>>$ ,  $<<$ ,  $|$ ,  $\&$ )
  - Array
  - Pointer arithmetic
  - Dynamic memory allocation
  - Floating #
- Can check
  - Array bound checks (i.e., buffer overflow)
  - Division by 0
  - Pointer checks (i.e., NULL pointer dereference)
  - Arithmetic overflow/underflow
  - User defined assert(cond)
- Handles function calls using inlining
- Unwinds the loops a fixed number of times
- By default, CBMC 5.8 (and later) inserts loop unwinding **assumption** to avoid unsound analysis results

# CBMC Options (`cbmc --help`) (1/2)

- `--function <f>`
  - Set a target function to model check (default: `main`)
- `--unwind n`
  - Unwinding all loops `n-1` times and recursive functions `n` times
- `--unwindset f.0:64,main.1:64,max_heapify:3`
  - Unwinding the first loop in `f` 63 times, the second loop in `main` 63 times, and `max_heapify` (a recursive function) 3 times
- `--show-loops`
  - Show loop ids which are used in `--unwindset`
- `--trace`
  - To generate a counter example
- **Example:**
  - `cbmc --unwindset f.0:64,main.1:64,max_heapify:3 max-heap.c`

# CBMC Options (`cbmc --help`) (2/2)

- `--unwinding-assertions`
  - Convert unwinding assumption `__CPROVER_assume(!(i<10))` into `assert(!(i<10))`
- `--dimacs`
  - Show a generated Boolean SAT formula in DIMACS format
- `--bounds-check`, `--div-by-zero-check`, `--pointer-check`
  - Check corresponding crash bugs
- `--memory-leak-check`, `--signed-overflow-check`, `--unsigned-overflow-check`
  - Check corresponding abnormal behaviors

# Loop Unwinding Example

```
1 int main() {
2     int sum=0, i=0;
3     for(i=0; i < 3; i ++ ) {
4         sum+=i;
5     }
6     assert(0); // cbmc --unwind 3 does NOT report the violation
7               // cbmc --unwind 4 does    report the violation
8               // cbmc --unwindset main.0:4 report the violation
9 }
```

```
moonzoo@verifier3:~$ cbmc --unwinding-assertions --unwind 3 loop1.c
```

```
...
```

```
Solving with MiniSAT 2.2.1 with simplifier
72 variables, 11 clauses
```

```
...
```

```
Runtime decision procedure: 0.000262811s
```

```
** Results:
```

```
[main.unwind.0] unwinding assertion loop 0: FAILURE
```

```
loop1.c function main
```

```
[main.assertion.1] line 6 assertion 0: SUCCESS
```

```
** 1 of 2 failed (2 iterations)
```

```
VERIFICATION FAILED
```

# Procedure of Software Model Checking in Practice

0. With a given C program

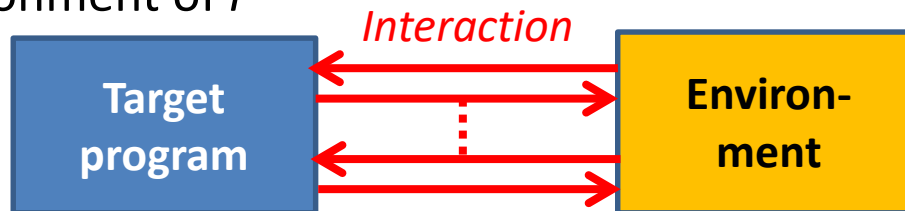
(e.g., `int bin-search(int a[], int size_a, int key)`)

1. Define a requirement (i.e., `assert(i >= 0 -> a[i] == key)` where `i` is a return value of `bin-search()`)

2. Model an **environment/input space** of the target program, which is non-deterministic

– Ex1. pre-condition of `bin-search()` such as input constraints

– Ex2. For a target client program  $P$ , a server program should be modeled as an environment of  $P$



A program execution can be viewed as a sequence of **interaction** between the target program and its **environment**

3. Tuning model checking parameters (i.e. loop bounds, etc.)

# Modeling an Non-deterministic Environment with CBMC

1. Models an environment/input space using **non-deterministic values**
  1. By using undefined functions (e.g., `x= non-det();` )
  2. By using uninitialized local variables (e.g., `f() { int x; ...}`)
  3. By using function parameters (e.g., `f(int x) {...}`)
2. Refine/restrict an environment with **\_\_CPROVER\_assume**(assume)
  - CBMC generates  $P \wedge \text{assume} \wedge \neg A$

```
void foo(int x) {  
    __CPROVER_assume  
    (0<x && x<10);  
    x=x+1;;  
    assert (x*x <= 100);  
}  
// VERIFICATION SUCCESSFUL
```

```
void bar() {  
    int y=0;  
    __CPROVER_assume  
    ( y > 10);  
    assert(0);  
}  
// VERIFICATION SUCCESSFUL
```

```
int x = nondet();  
void bar() {  
    int y;  
    __CPROVER_assume  
    (0<x && 0<y);  
    if(x < 0 && y < 0)  
        assert(0);  
}  
// VERIFICATION SUCCESSFUL
```

# Key Difference between Manual Testing and Model Checking

- Manual testing (unit testing)
  - A user should test **one concrete execution scenario** by checking a pair of concrete input values and the expected concrete output values
- Model checking (concolic testing)
  - A user should imagine **all possible** execution scenarios and model **a general environment** that can enable all possible executions
  - A user should describe **general invariants** on input values and output values

# Ex1. Binary Search

```
1 #include <stdio.h>
2 #define N 3
3
4 char bin_search(char a[], char size, char x) {
5     char low=0;
6
7     char high=size-1;
8
9     // Repeat until the pointers low and high meet each other
10    while (low <= high) {
11        char mid = low + (high - low) / 2;
12
13        if (a[mid] == x) return mid;
14
15        if (a[mid] < x) low = mid + 1;
16        else high = mid - 1;
17    }
18    return -1;
19 }
20
21
22 int main() {
23     char a[N], i, key, result;
24     for(i=0; i < N; i++) {
25         a[i] = non_det();
26         __CPROVER_assume(i==0 || a[i-1]<a[i]); //a[] should be sorted
27     }
28
29     key = non_det();
30     result = bin_search(a,N,key);
31
32     if(result!= -1) {
33         assert(a[result] == key);
34     } else {
35         for (i=0; i < N; i++)
36             assert(a[i]!=key);
37     }
38 }
```



# Ex2. Circular Queue of Positive Integers

```
#include<stdio.h>
#define SIZE 12
#define EMPTY 0

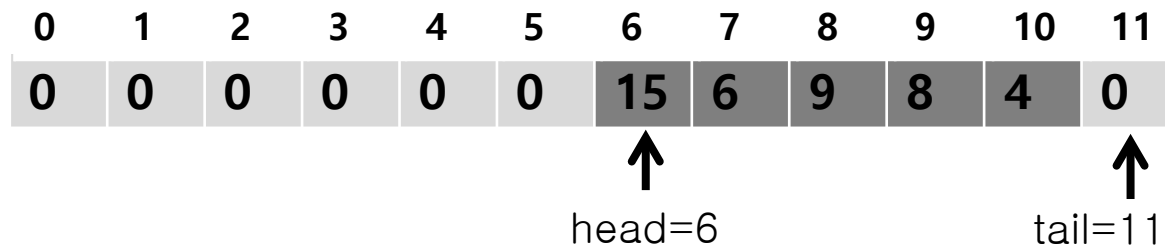
// We assume that q[] is
// empty if head==tail
unsigned int q[SIZE],head,tail;

void enqueue(unsigned int x)
{
    q[tail]=x;
    tail=(++tail)%SIZE;
}

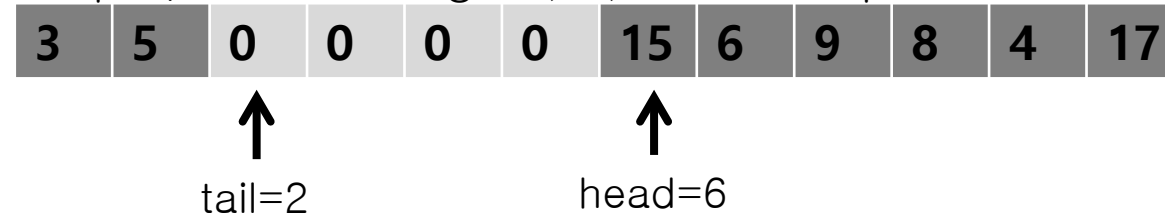
unsigned int dequeue() {
    unsigned int ret;
    ret = q[head];
    q[head]= EMPTY;
    head= (++head)%SIZE;
    return ret;}

```

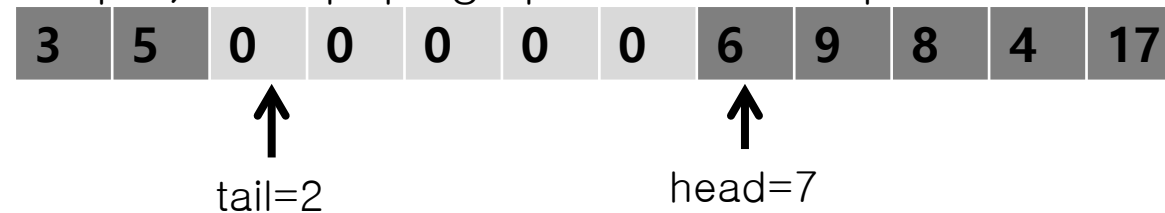
Step 1)



Step 2) After adding 17, 3, 5 to the queue



Step 3) After popping up 15 from the queue



```

#include<stdio.h>
#define SIZE 12
#define EMPTY 0

unsigned int q[SIZE],head,tail;

void enqueue(unsigned int x)
{
    q[tail]=x;
    tail=(++tail)%SIZE;
}

unsigned int dequeue() {
    unsigned int ret;
    ret = q[head];
    q[head]=0;
    head= (++head)%SIZE;
    return ret;
}

```

```

// Initial random queue setting following the script
void environment_setup() {
    int i;
    for(i=0;i<SIZE;i++) { q[i]=EMPTY;}

    head=non_det();
    __CPROVER_assume(0<= head && head < SIZE);

    tail=non_det();
    __CPROVER_assume(0<= tail && tail < SIZE);

    if( head < tail)
        for(i=head; i < tail; i++) {
            q[i]=non_det();
            __CPROVER_assume(0< q[i]);
        }
    else if(head > tail) {
        for(i=0; i < tail; i++) {
            q[i]=non_det();
            __CPROVER_assume(0< q[i]);
        }
        for(i=head; i < SIZE; i++) {
            q[i]=non_det();
            __CPROVER_assume(0< q[i]);
        }
    }
    } // We assume that q[] is empty if head==tail
}

```

```

void enqueue_verify() {
    unsigned int x, old_head, old_tail;
    unsigned int old_q[SIZE], i;
    __CPROVER_assume(x>0);

    for(i=0; i < SIZE; i++) old_q[i]=q[i];
    old_head=head;
    old_tail=tail;

    enqueue(x);

    assert(q[old_tail]==x);
    assert(tail== ((old_tail +1) % SIZE));
    assert(head==old_head);
    for(i=0; i < old_tail; i++)
        assert(old_q[i]==q[i]);
    for(i=old_tail+1; i < SIZE; i++)
        assert(old_q[i]==q[i]);
}

```

```

int main() { // cbmc q.c -unwind
SIZE+2
    environment_setup();
    enqueue_verify();}

```

```

void dequeue_verify() {
    unsigned int ret, old_head, old_tail;
    unsigned int old_q[SIZE], i;

    for(i=0; i < SIZE; i++) old_q[i]=q[i];
    old_head=head;
    old_tail=tail;
    __CPROVER_assume(head!=tail);

    ret=dequeue();

    assert(ret==old_q[old_head]);
    assert(q[old_head]== EMPTY);
    assert(head==(old_head+1)%SIZE);
    assert(tail==old_tail);
    for(i=0; i < old_head; i++)
        assert(old_q[i]==q[i]);
    for(i=old_head+1; i < SIZE; i++)
        assert(old_q[i]==q[i]);}

```

```

int main() { // cbmc q.c -unwind
SIZE+2
    environment_setup();
    dequeue_verify();}

```

# Model checking v.s. random sequence of method calls


- You may try to test the circular queue code by calling enqueue and dequeuer randomly
  - Ex.

```
void test1() {e(10);r=d();assert(r==10);}
void test2() {e(10);e(20);d();e(30);r=d();
  assert(r==20);}
void test3(){...} ...
```
- Note that model checking covers all test scenarios of the above random method sequence calls
  - Note that a random sequence of method calls just provide ONE input instance/state to the circular queue
  - MC provides ALL input instances/states through environment/input space modeling

# Ex3. Tower of Hanoi

Write down a C program to solve the Tower of Hanoi game (3 poles and 3 disks) by **using CBMC**

- Hint: you may **non-deterministically** select the disk to move
- Find the shortest solution by analyzing counter examples. Also explain why your solution is the shortest one.
  - Use **non-determinism** and `__CPROVER_assume()` properly for the moving choice
  - Use `assert` statement to detect when all the disks are moved to the destination

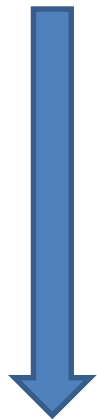


top[3]

2	-1	-1
---	----	----

disk[3][3]

	0	1	2
2	1	0	0
1	2	0	0
0	3	0	0



	0	1	2
2	0	0	1
1	0	0	2
0	0	0	3

```
// cbmc hanoi3.c -unwind 7
// Increase n from 1 in -unwind [n] to find the shortest solution
signed char disk[3][3] = {{3,2,1},{0,0,0},{0,0,0}};
```

```
// The position where the top disk is located at.
// If the pole has no disk, top is -1
char top[3]={2,-1,-1};
```

```
int main() {
  unsigned char dest, src;

  while(1) {
    src = non_det();
    __CPROVER_assume(src==0 || src==1 || src==2);
    __CPROVER_assume(top[src] != -1);

    dest= non_det();
    __CPROVER_assume((dest==0 || dest==1 || dest==2) && (dest!= src));
    __CPROVER_assume(top[dest]==-1 ||
                      (disk[src][top[src]] < disk[dest][top[dest]]));
```

```
top[dest]++;
disk[dest][top[dest]]=disk[src][top[src]];
```

```
disk[src][top[src]]=0;
top[src]--;
```

```
// Check if the final state (i.e., all disks are moved to the
// pole 2) is reached or not
```

```
assert(!(disk[2][0]==3 && disk[2][1]==2 && disk[2][2]==1));}
```