

---

# Software Model Checking

## The Spin Model Checker : Part III

### Advanced Features

*Moonzoo Kim*  
*CS Dept. KAIST*

# Review: 6 Types of Basic Statements

■ Assignment: always executable

✚ Ex. `x=3+x, x=run A()`

■ Print: always executable

✚ Ex. `printf("Process %d is created.\n",_pid);`

■ Assertion: always executable

✚ Ex. `assert( x + y == z)`

■ Expression: depends on its value

✚ Ex. `x+3>0, 0, 1, 2`

✚ Ex. `skip, true`

■ Send: depends on buffer status

✚ Ex. `ch1!m` is executable only if `ch1` is not full

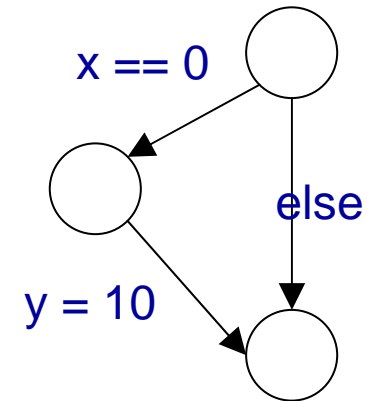
■ Receive: depends on buffer status

✚ Ex. `ch1?m` is executable only if `ch1` is not empty

# Usages of If-statement

```
/* find the max of x and y */  
If  
:: x >= y -> m = x  
:: x <= y -> m = y  
fi
```

```
/* necessity of else */  
/* in C, if(x==0) y=10; */  
If  
:: x == 0 -> y = 10  
:: else /* i.e., x != 0 */  
fi
```

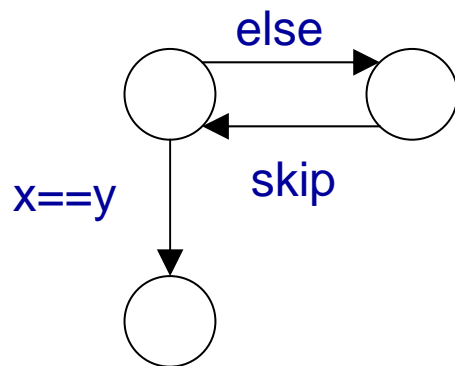


```
/* Random assignment */  
If  
:: n=0  
:: n=1  
:: n=2  
fi
```

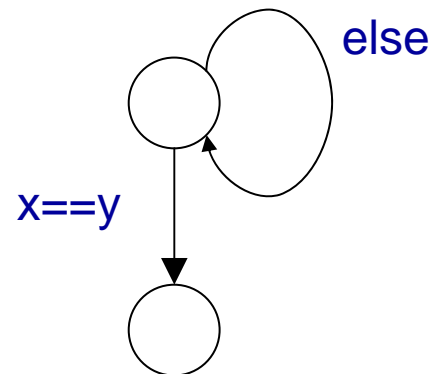
```
/* dubious use of else with receive statement */  
If  
:: ch?msg1 -> ...  
:: ch?msg2 ->  
:: else -> ... /* use empty(ch) instead*/  
fi
```

# Usages of Do-statement

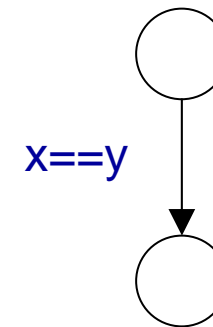
```
do
:: (x == y) -> break
:: else -> skip
od
```



```
Loop: if
:: (x == y) -> skip
:: else -> goto Loop
fi
```



(x == y)



Note that break or goto is not a statement, but control-flow modifiers

# More Usages of Various Operators

## ■ More operators

- ✚ The standard C preprocessors can be used
  - #define, #if, #ifdef, #include
- ✚ To overcome limitation of lack of functions
  - #define add(a,b,c) c = a + b
  - inline add(a,b,c) { c = a + b }
  - Note that these two facilities still do not return a value
- ✚ Build multi-dimension array
  - typedef array {byte y[3];}  
array x[2];  
x[2].y[1] = 10;
- ✚ ( cond -> v1: v2) is used as (cond? v1: v2) in C

# More Usages of Various Operators

## ■ Predefined variable

- ✦ else: true iff no statement in the current process is executable
- ✦ timeout : 1 iff no statement in the model is executable
- ✦ \_: a scratch variable
- ✦ \_pid: an ID of current process
- ✦ \_nr\_pr: a total # of active processes
- ✦ \_last: an ID of the process executed at previous step
- ✦ STDIN: a predefined channel used for simulation
- ✦ Remote reference
  - name[pid]@label\_name
    - name: proctype name
  - name[pid]:var\_name

## ■ atomic { g1; s1;s2;s3;s4 }

- ✚ A sequence of statements g1;s1;s2;s3;s4 is executed without interleaving with other processes
- ✚ Executable if the guard statement (g1) is executable
  - g1 can be other statement than expression

## ■ If any statement other than the guard blocks, atomicity is **lost**.

- ✚ Atomicity can be **regained** when the statement becomes executable

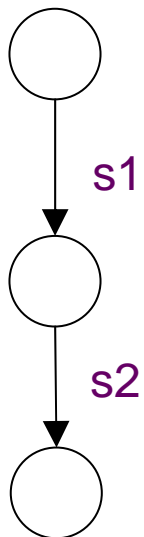
- `d_step { g1; s1; s2;s3}`
  - ✦ `g1, s1, s2, and s3` must be deterministic (non-determinism is not allowed)
  - ✦ `g1, s1, s2, and s3` must not be blocked
- Used to perform intermediate computations as a single indivisible step
  - ✦ If non-determinism is present inside of `d_step`, it is resolved in a fixed and deterministic way
    - For instance, by always selecting the first true guard in every selection and repetition structure
  - ✦ Ex. Sorting, or mathematical computation
- Goto-jumps into and out of `d_step` sequences are forbidden



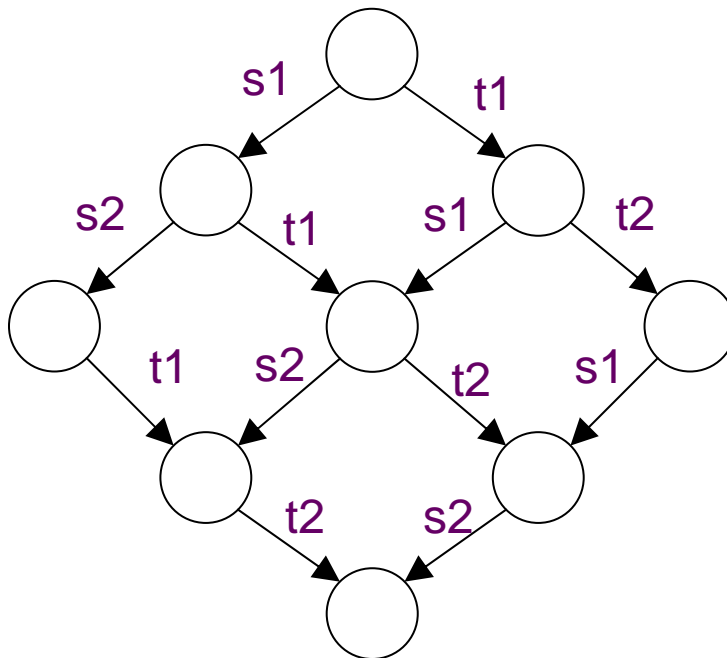
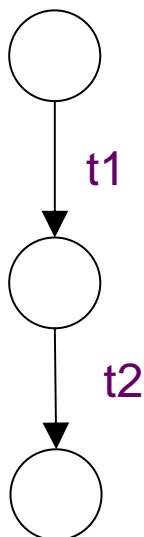
- Atomic and d\_step are often used in order to reduce the size of a target model
- Both sequences are executable only when the **guard statement** is executable
  - ✦ **atomic**: if any other statement blocks, atomicity is lost at that point; it can be regained once the statement becomes executable later
  - ✦ **d\_step**: it is an error if any statement other than the guard statement blocks
- Other differences:
  - ✦ **d\_step**: the entire sequence is executed as *one* single transition.
  - ✦ **atomic**: the sequence is executed step-by-step, but without interleaving, it can make non-deterministic choices
- Caution:
  - ✦ infinite loops inside atomic or d\_step sequences *are not* detected
  - ✦ the execution of this type of sequence models an indivisible step, which means that it cannot be infinite

# Examples: atomic v.s. d\_step

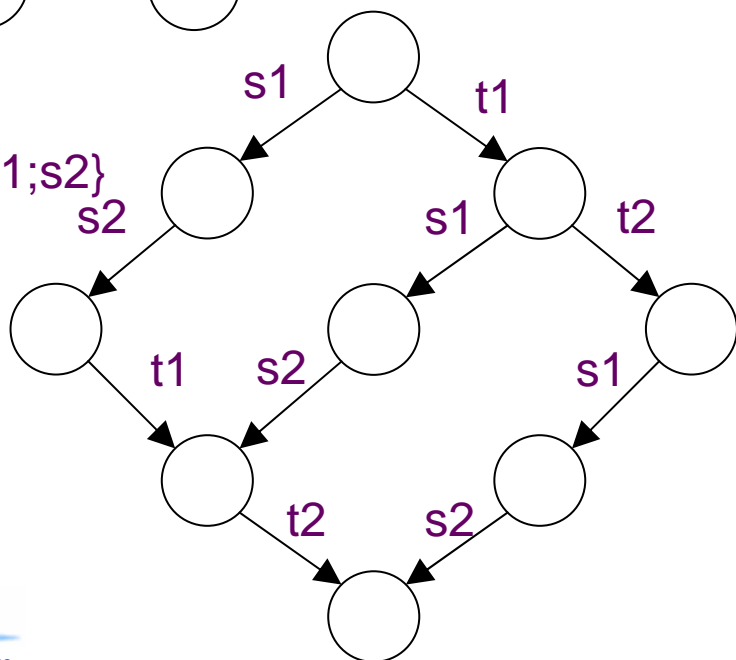
A



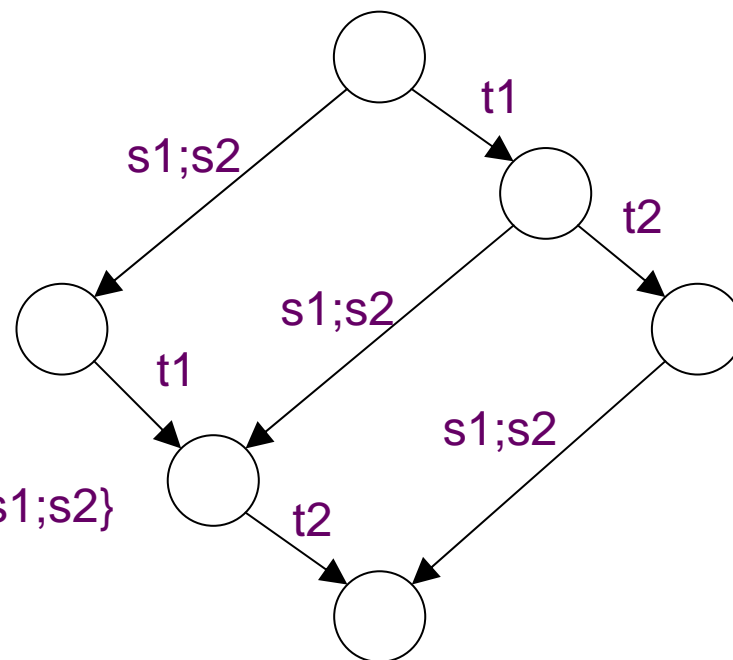
B



$\text{atomic}\{s1;s2\}$



$\text{d\_step}\{s1;s2\}$



# Rendezvous Comm. within atomic Sequences

---

- A sender performs a sending operation and a receiver performs a receiving operation **at the same time** for rendezvous communication
- If a sender has `ch!msg` in the atomic clause, after the rendezvous handshake, the sender **loses** its atomicity
- If a receiver has `ch?msg` in the atomic clause, after the rendezvous handshake, the receiver **continues** its atomicity
- Therefore, if both operations are in atomic clauses, atomicity moves from a sender to a receiver in a rendezvous handshake

- {guard1; <stmts1>} unless {guard2; <stmts2>}
  - ✦ To provide exception handling, or preemption capability
- The unless statement is executable if either
  - ✦ the guard statement of the main sequence is executable, or
  - ✦ the guard statement of the escape sequence is executable
- <stmts1> can be executed until guard2 becomes true. If then, <stmts2> becomes executable and <stmts1> is not executable anymore
  - ✦ Unless clause (<stmts2>) **preempts** a main clause (<stmts1>) if guard2 is executable, i.e., main clause is stopped.
  - ✦ Once unless clause becomes executable, no return to the main clause
- Resembles exception handling in languages like Java and ML